

repro

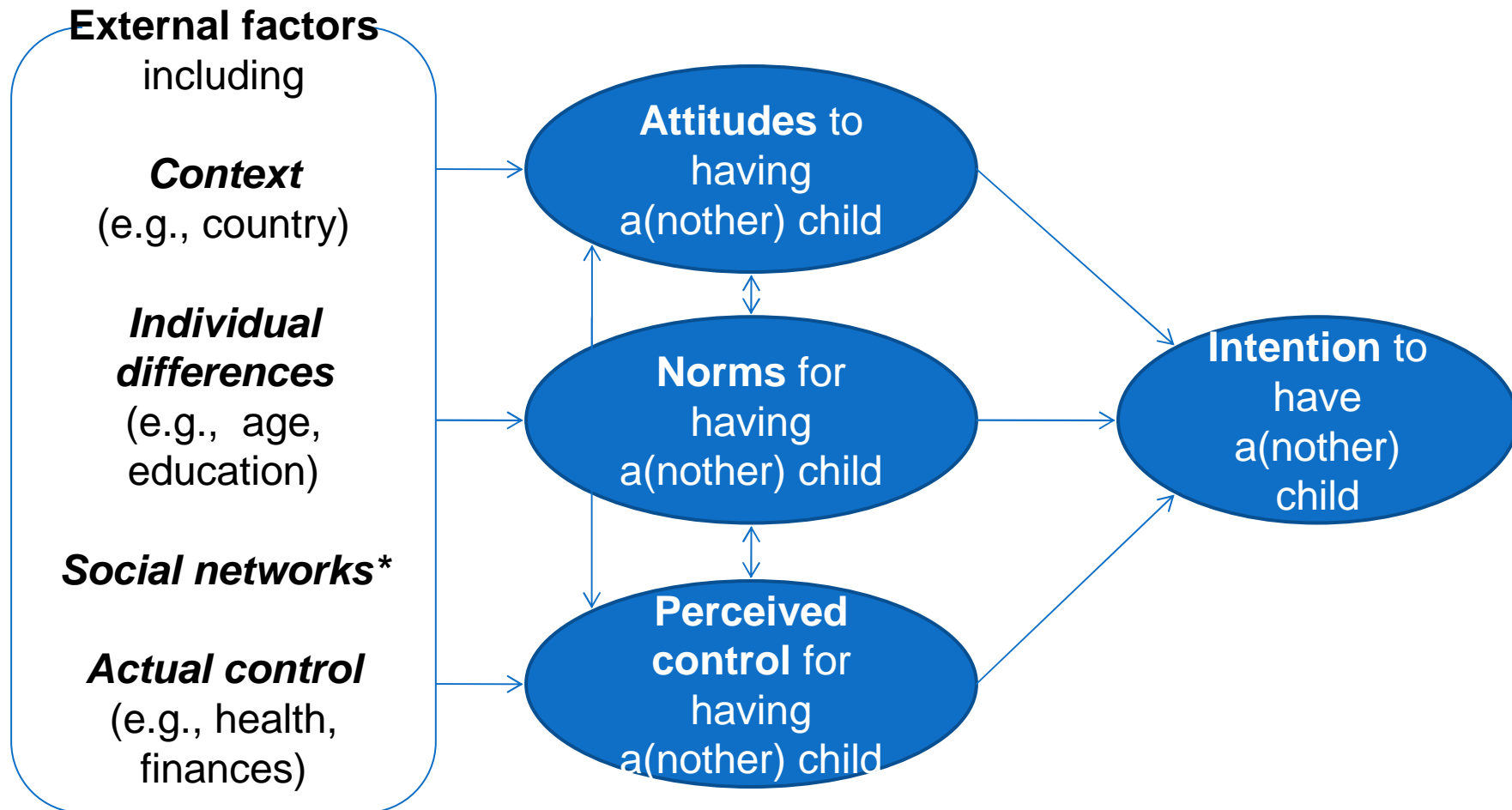


Reproductive decision-making  
in a macro-micro perspective

## Social psychological modelling of fertility intentions

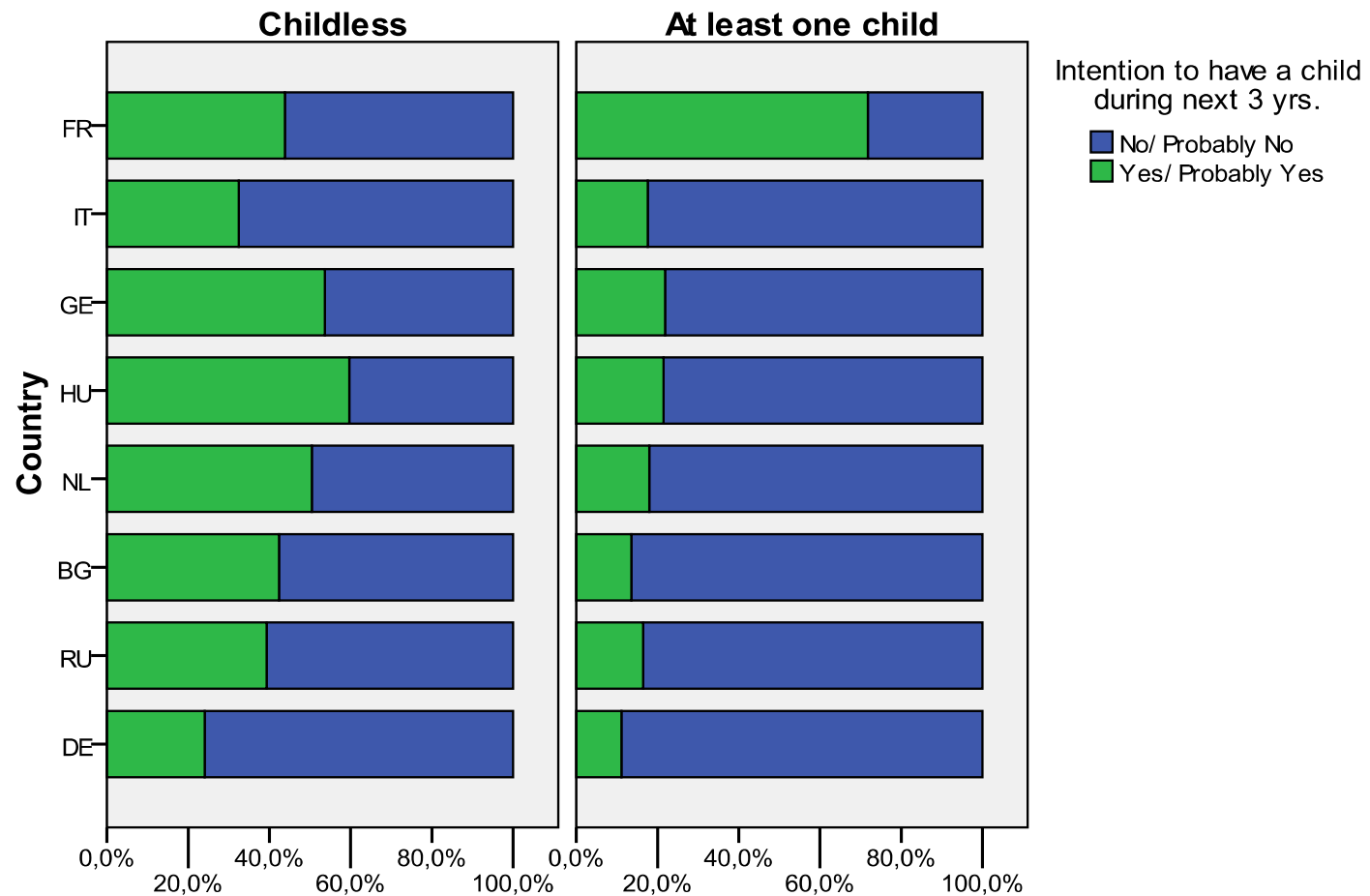
Francesco Billari & Jane Klobas,  
DONDENA-Bocconi  
IUSSP Marrakesh, 27 September 2009

# Theory of planned behavior (TPB) model of social psychological influences on fertility decisions



\* Not studied in WP3

# Country differences in Intention by parity (GGS Wave 1 data)



# GGS indicators of Attitudes, Norms and Control for Having a(nother) Child

	Attitudes Emotional	Control Physical	Norms	Attitudes Freedom	Control S'economic
627j Provides certainty in life	.847				
627i ... care and security in old age	.772				
627g ... closeness with partner	.732				
627k ... closeness with parents	.678				
627f ... joy and satisfaction from life	.669				
628g Depends on spouse's health		.956			
628f ... having suitable partner		.694			
628d ... own health		.606			
629c Relatives agree			.981		
629b Parents agree			.940		
629a Friends agree			.872		
627a Affects independence				.864	
627c ... financial situation				.705	
627b ... employment				.691	
628a Depends on financial situation					.982
628b ... work					.758
628c ... housing conditions					.681
Cronbach's alpha	.862	.775	.945	.764	.818

Principal axis factoring with oblimin rotation. Stable solution across all groups except country – in Georgia, Attitudes and PBC items load together.

# TPB factors explain women's intention to have a second child in 5 countries

	Bulgaria		Russia		Georgia		Germany		France	
	Coeff	p	Coeff	p	Coeff	p	Coeff	p	Coeff	p
Positive attitudes (a)	0.65	<.001	0.56	<.001	0.60	<.001	0.59	<.001	0.79	<.001
Negative attitudes (b)	-0.57	<.001	-0.31	<.001	-0.49	0.01	-0.68	<.001	-0.20	0.45
Subjective norms	0.52	<.001	0.73	<.001	0.89	<.001	0.75	<.001	-0.01	0.97
Control (c)	0.19	0.08	0.45	<.001	0.35	0.04	0.24	0.11	n.a	
pseudo R-square	0.24		0.26		0.28		0.33			

Notes. (a) Emotional effects; (b) Effects on freedom; (c) 4 items: socioeconomic + health

- 5 Effects of PBC variables on intention (coded yes/no) after controlling for age, union status and education, standardised coefficients, logistic regression (Philipov, Klobas & Billari, work in progress)

# A subset explains differences in intention to have a child now or later

	PARENTS			CHILDLESS		
	Model I	Model II	Model III	Model I	Model II	Model III
Perceived behavioural control	1.32**	1.22*	1.18	1.29**	1.12	1.08
Subjective norms	1.36**	1.49**	1.50**	1.55**	1.36**	1.34**
Positive attitudes	1.27*	1.23	1.29*	1.14	1.14	1.15
Negative attitudes	0.99	0.90	0.93	1.06	1.09	1.09

Model 1: no control variables

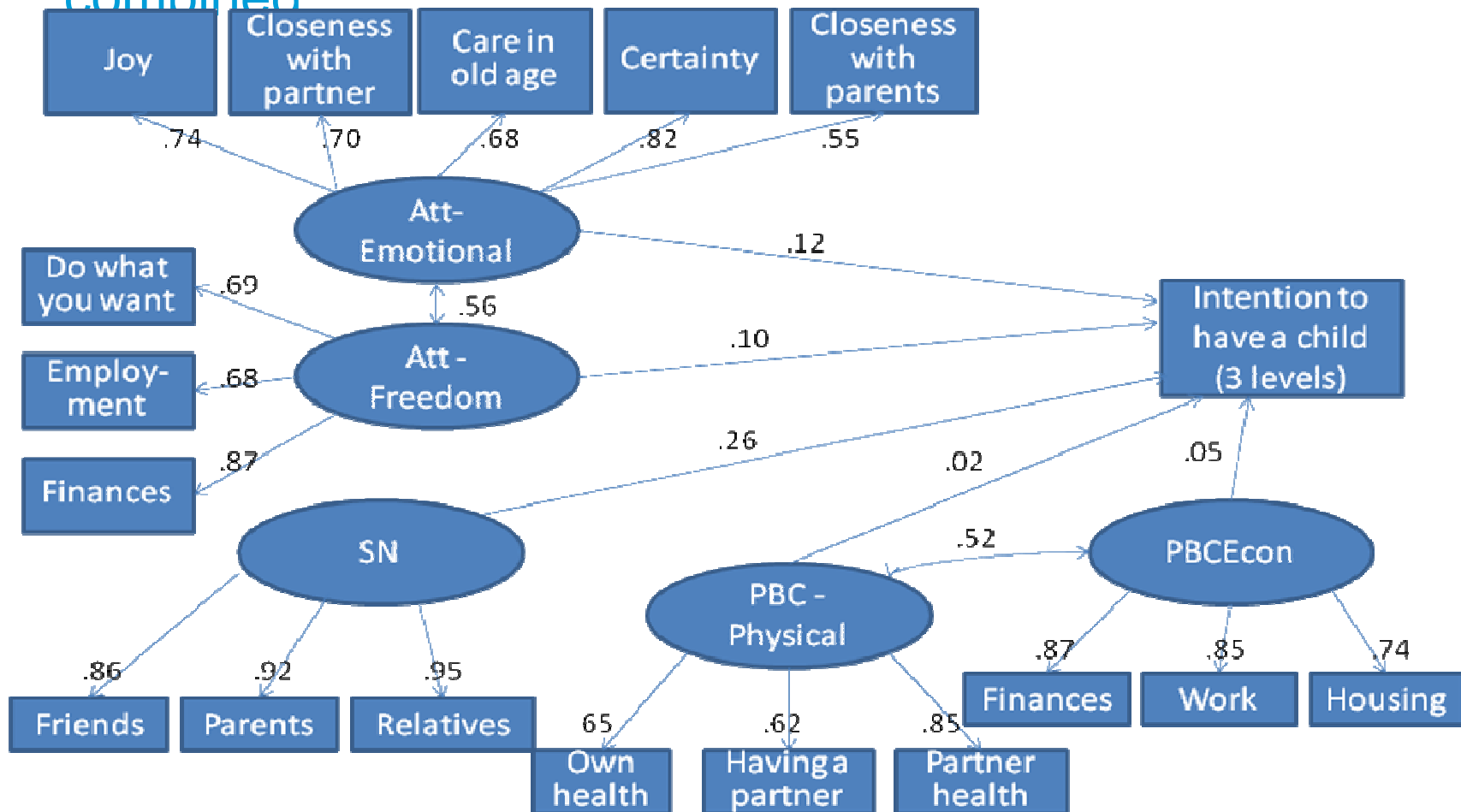
Model 2: includes controls for individual differences

Model 3: includes variables to measure actual control

# Relationships among variables being modelled with SEM (to be extended to external variables)

## SEM for intention to have first child, males and females

combined



▶ 7

All coefficients significant at  $p < .01$ , fit good, explained variance = 55%

# Comparative modelling requires common measurement base: IRT

Here,

1. All attitudes items are ordered by difficulty of “agreement” (lower panel)
2. All R are ordered by probability of agreement with items (and split, for information, by intention, upper panel). R’s with higher scores more likely to agree with more difficult items to agree with and have stronger positive attitudes. **Location is invariate, for any subset of items.**

